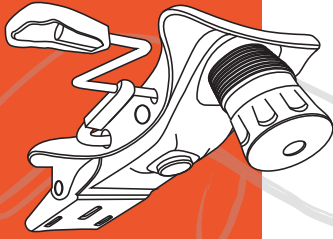


Y1


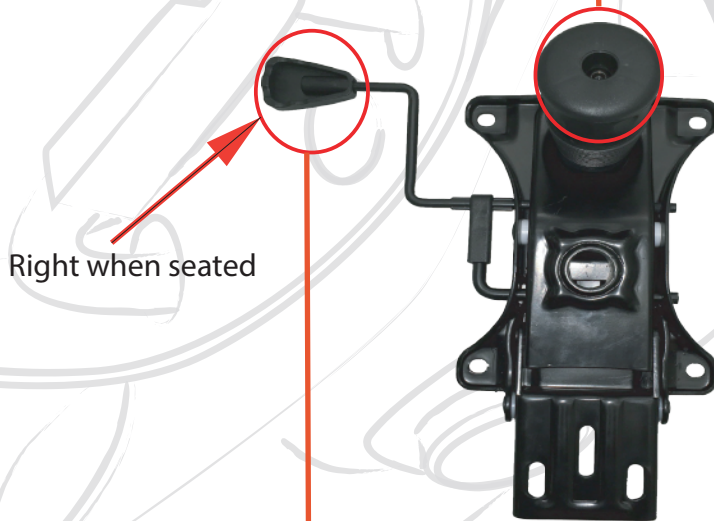
Synchro Tilt 1 Paddle



Control Guide

Recline with a synchro back and seat movement. Reduced rise of the front seat edge. Back may free float or be locked upright. Comparable to swivel tilt control but with asynchronous movement.

Tilt Tension Control Knob:
Turn knob clockwise to tighten the tilt tension and counter clockwise to loosen tilt tension.



Seat Height & Tilt Lock Lever:
Tilt Lock: Lift the lever out, away from the center of the seat to unlock the tilt-lock. To lock tilt feature in upright position push lever inwards towards center of seat.

Seat Height: Lift and hold the lever to raise the seat. Release the lever to lock at the desired height. Lift and hold lever while applying weight on seat to lower seat height.